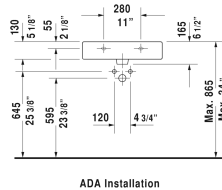
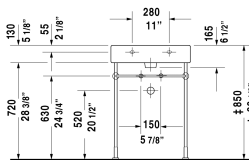
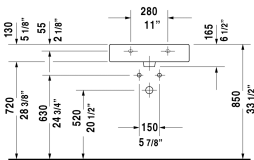
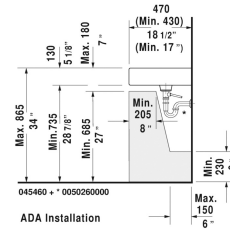
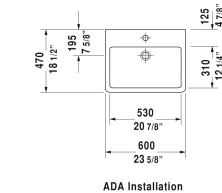
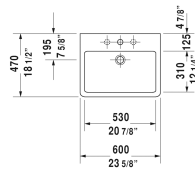


Vero Furniture washbasin # 045460..00 / 045460..60 / 045460..87 / 045460..30

< 23 5/8" Inch >



Furniture washbasin	Dimension	Weight	Order number
with tap platform, hardware included, wall-mounted, 23 5/8" Inch			
Colors			
00 White 08 Black			
Variant			
● with overflow	23 5/8" x 18 1/4" Inch	39.5 lb	045460..00
☒ with overflow	23 5/8" x 18 1/4" Inch	39.5 lb	045460..60
●●● with overflow, Tap holes 1 3/8"	23 5/8" x 18 1/4" Inch	39.5 lb	045460..87
●●● with overflow	23 5/8" x 18 1/4" Inch	39.5 lb	045460..30
Infobox			
Washbasin is not ADA compliant in combination with pedestal, siphon cover or metal console			
Sanitary ceramics with the special WonderGliss surface finish will remain clean and attractive-looking for a long time to come. When ordering WonderGliss please add a "1" as eleventh digit to the model number.			
Design Siphon		3.3 lb	005036
Pop-up basin waste with horizontal lever**	2" Inch	1.1 lb	005031
Towel rail square tube 1/2", Chrome, for washbasin # 045460, 235060	21 5/8" Inch	0.8 lb	003037
Suitable products			

Vero Furniture washbasin # 045460..00 / 045460..60 / 045460..87 / 045460..30

| < 23 5/8" Inch > |

Metal console height adjustable +2", for washbasin # 045360, 045460, 235060,		003063
Vanity unit wall-mounted 1 drawer including compartment, compartment consists of glass dividers and box drawers (small/large), (not ground), for Vero # 045460, 21 5/8" x 17 1/2" / 14 1/4" Inch	21 5/8" x 17 1/2" / 14 1/4" Inch	F09554
Vanity unit wall-mounted 1 pull-out compartment, for Vero # 045460 (not ground), 21 5/8" x 17 3/8" Inch	21 5/8" x 17 3/8" Inch	KT6686
Vanity unit wall-mounted 2 drawers, upper drawer including cut-out for siphon and siphon cover, for Vero # 045460 (not ground), 21 5/8" x 17 3/8" Inch	21 5/8" x 17 3/8" Inch	KT6636
Vanity unit wall-mounted 2 drawers, for Vero # 045460 (not ground), 21 5/8" x 17 1/2" Inch	21 5/8" x 17 1/2" Inch	DL6324
Vanity unit wall-mounted 1 pull-out compartment, compartment consists of glass dividers and 2 boxes (small/large), for Vero # 045360, # 045460 (not ground), 21 5/8" x 17 1/2" Inch	21 5/8" x 17 1/2" Inch	XL6044
Vanity unit wall-mounted 2 drawers, upper drawer including cut-out for siphon and siphon cover, for Vero # 045360, # 045460 (not ground), 21 5/8" x 17 1/2" Inch	21 5/8" x 17 1/2" Inch	XL6344
Vanity unit wall-mounted 1 opened compartment including towel rail, for Vero # 045460 (not ground), 21 5/8" x 16 7/8" Inch	21 5/8" x 16 7/8" Inch	VE6004
Vanity unit wall-mounted 1 pull-out compartment, pull-out compartment including cut-out for siphon and siphon cover, for Vero # 045460 (not ground), 21 5/8" x 16 7/8" Inch	21 5/8" x 16 7/8" Inch	VE6104
Vanity unit wall-mounted 2 drawers, upper drawer including cut-out for siphon and siphon cover, for Vero # 045460 (not ground), 21 5/8" x 16 7/8" Inch	21 5/8" x 16 7/8" Inch	VE6204

All drawings contain the necessary measurements which are subject to standard tolerances. They are stated in inch & mm and are non-binding. Exact measurements, in particular for customized installation scenarios, can only be taken from the finished ceramic piece.